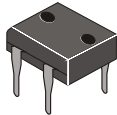


# DB151 THRU DB157



SINGLE PHASE 1.5 AMP BRIDGE RECTIFIERS



## FEATURES

- \* Ideal for printed circuit board
- \* Reliable low cost construction utilizing molded plastic technique
- \* High surge current capability
- \* Polarity: marked on body
- \* Mounting position: Any
- \* Weight: 1.0 grams

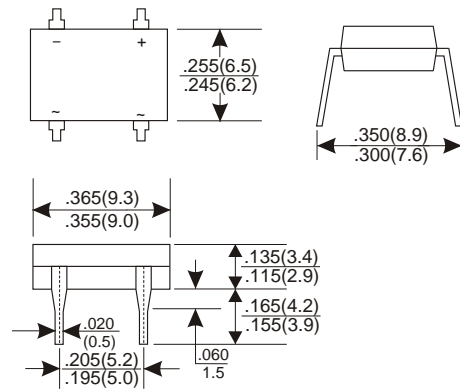
## VOLTAGE RANGE

50 to 1000 Volts

## CURRENT

1.5 Ampere

### DB-1



Dimensions in inches and (millimeters)

## MAXIMUM RATINGS AND ELECTRICAL CHARACTERISTICS

Rating 25°C ambient temperature unless otherwise specified.  
Single phase half wave, 60Hz, resistive or inductive load.  
For capacitive load, derate current by 20%.

TYPE NUMBER	DB151	DB152	DB153	DB154	DB155	DB156	DB157	UNITS	
Maximum Recurrent Peak Reverse Voltage	50	100	200	400	600	800	1000	V	
Maximum RMS Voltage	35	70	140	280	420	560	700	V	
Maximum DC Blocking Voltage	50	100	200	400	600	800	1000	V	
Maximum Average Forward Rectified Current									
.375" (9.5mm) Lead Length at Ta=40°C								1.5	A
Peak Forward Surge Current, 8.3 ms single half sine-wave superimposed on rated load (JEDEC method)								50	A
Maximum Forward Voltage Drop per Bridge Element at 1.0A D.C.								1.1	V
Maximum DC Reverse Current Ta=25°C								10	mA
at Rated DC Blocking Voltage Ta=125°C								500	mA
Operating Temperature Range, Tj								-65 — +125	°C
Storage Temperature Range, Tstg								-65 — +150	°C

## RATING AND CHARACTERISTIC CURVES (DB151 THRU DB157)

FIG.1-TYPICAL FORWARD CURRENT DERATING CURVE

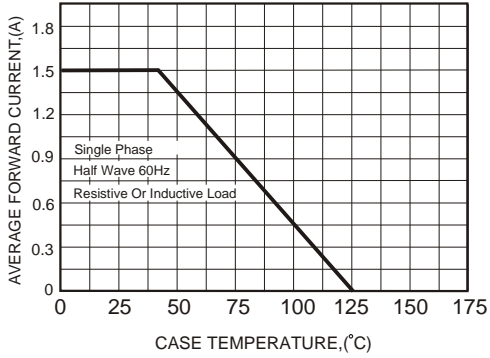


FIG.2-MAXIMUM NON-REPETITIVE FORWARD SURGE CURRENT

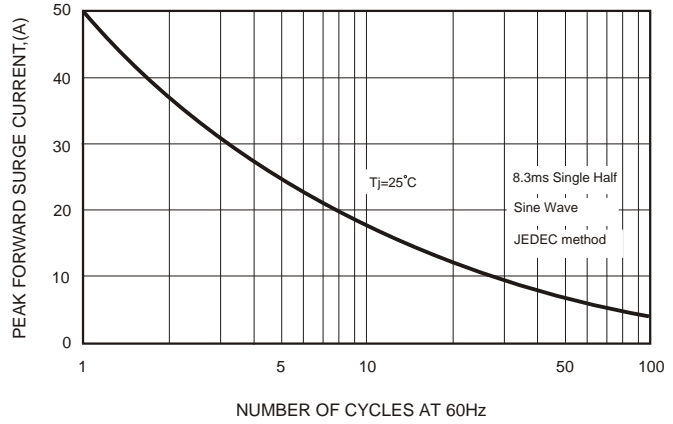


FIG.3-TYPICAL FORWARD CHARACTERISTICS

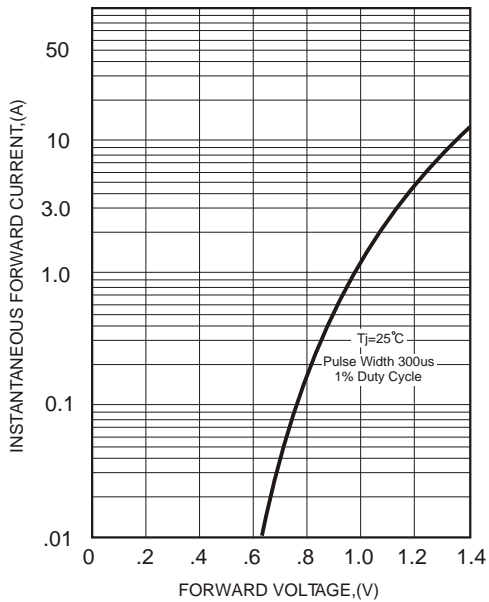


FIG.4-TYPICAL REVERSE CHARACTERISTICS

